

Key figures



professionals



offices around the world



assets under management



revenue margin



revenues¹



EBITDA



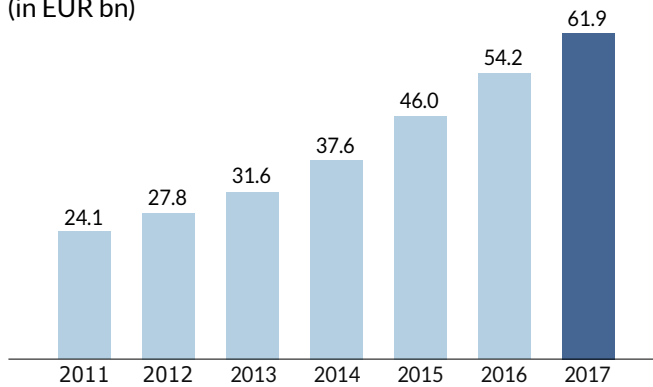
IFRS profit



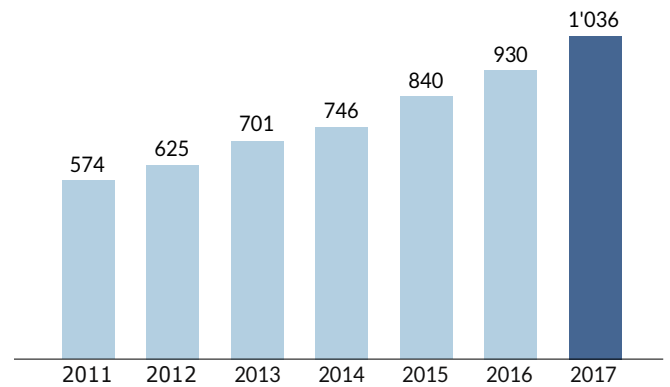
proposed dividend

¹ Revenues from management services, net, including other operating income and share of results of associates.

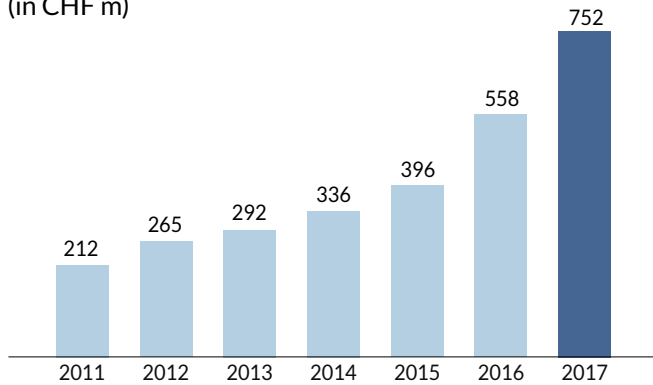
Total AuM¹
(in EUR bn)



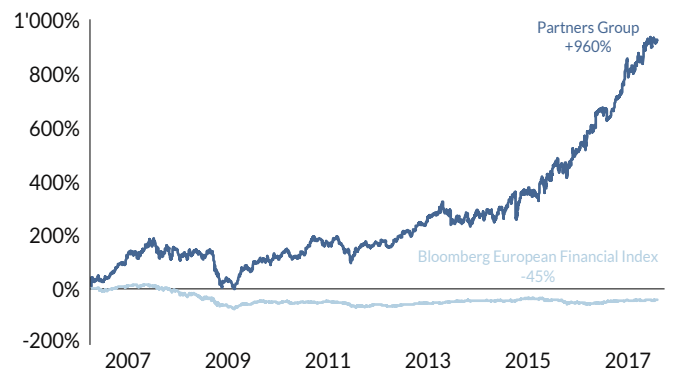
Number of professionals



Profit²
(in CHF m)



Share price development since IPO



¹ Assets under management exclude discontinued public alternative investment activities and divested affiliated companies. ² Partners Group adjusted its profit for specific non-cash items related to the capital-protected product Pearl Holding Limited until 2014; the successful conversion of Pearl in September 2014 has consequently made Partners Group's adjusted net profit equal to its IFRS profit from 2015 onwards.

Key figures

Key performance indicators	2016	2017
Assets under management as of the end of the year (in EUR bn)	54.2	61.9
Revenue margin ^{1,2}	1.74%	1.89%
Revenues (in CHF m) ²	973	1'245
EBITDA margin	62%	66%
EBITDA (in CHF m)	601	825
Financial result (in CHF m)	38	36
IFRS profit (in CHF m)	558	752
Net liquidity position at end of year (in CHF m) ³	895	1'266
Shareholders' equity (in CHF m)	1'541	1'956
Return on shareholders' equity (ROE)	40%	43%
Equity ratio	80%	67%

1 Based on average assets under management (in CHF) calculated on a daily basis. **2** Revenues from management services, net, including other operating income and share of results of associates. **3** Including loans to products and borrowings.

Share information as of 31 December 2017

Share price (in CHF)	668.00
Total shares	26'700'000
Market capitalization (in CHF bn)	17.8
Free float ¹	84.96%
Diluted shares (weighted average)	26'781'213
Diluted earnings per share (in CHF)	28.09
Dividend per share (in CHF) ²	19.00
Dividend yield per share ²	2.8%
Bloomberg ticker symbol	PGHN SW
Reuters ticker symbol	PGHN.S

1 According to SIX Swiss Exchange definition. **2** As per proposal to be submitted to the 2018 Annual General Meeting of shareholders; yield as of 31 December 2017.

Corporate calendar

9 May 2018	Annual General Meeting of shareholders
14 May 2018	Ex-dividend date
15 May 2018	Dividend record date
16 May 2018	Dividend payment date
12 July 2018	Assets under management announcement as of 30 June 2018
11 September 2018	Publication of Semi-Annual Report as of 30 June 2018