

Key figures



professionals



offices around the world



assets under management



revenue margin¹⁾



revenues¹⁾



EBITDA

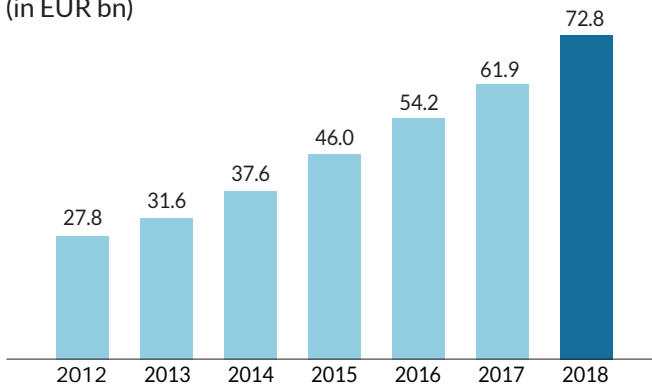


profit

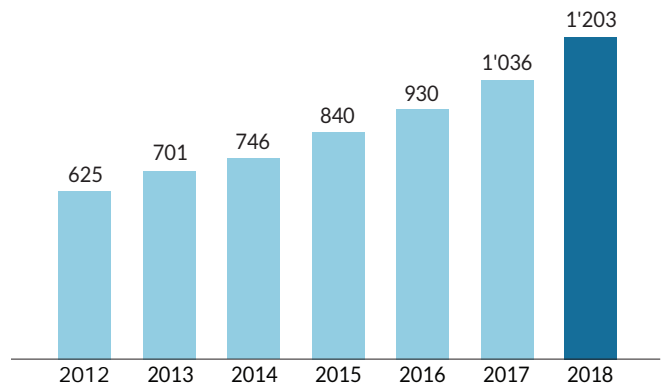


proposed dividend

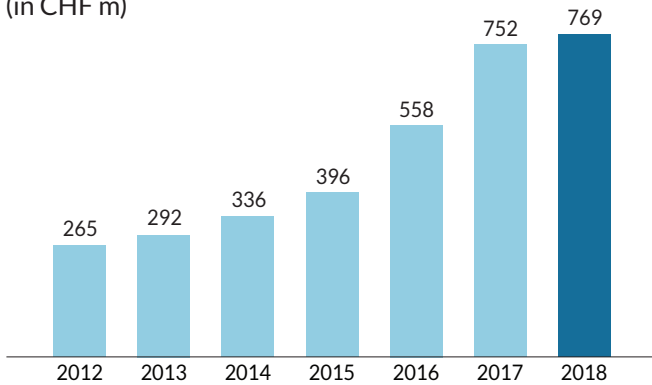
Total AuM²⁾
(in EUR bn)



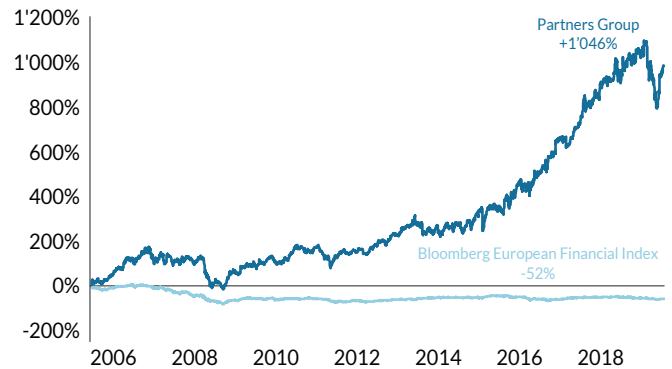
Number of professionals



Profit³⁾
(in CHF m)



Share price development since IPO⁴⁾



1) Revenues from management services, net, including other operating income. 2) Assets under management exclude discontinued public alternative investment activities and divested affiliated companies. 3) Partners Group adjusted its profit for specific non-cash items related to the capital-protected product Pearl Holding Limited until 2014; the successful conversion of Pearl in September 2014 has consequently made Partners Group's adjusted net profit equal to its IFRS profit from 2015 onwards. 4) As of 28 February 2019.

Key figures

Key performance indicators	2017	2018
Assets under management as of the end of the year (in EUR bn)	61.9	72.8
Revenue margin ^{1,2)}	1.89%	1.71%
Revenues (in CHF m) ²⁾	1'245	1'326
EBITDA margin	66%	66%
EBITDA (in CHF m)	825	882
Financial result (in CHF m)	36	23
Profit (in CHF m)	752	769
Net liquidity position at end of year (in CHF m) ³⁾	1'266	1'226
Shareholders' equity (in CHF m)	1'956	1'968
Return on shareholders' equity (ROE)	43%	39%
Equity ratio	67%	67%

1) Based on average AuM of CHF 77.6 billion in 2018 (2017: CHF 65.8 billion), calculated on a daily basis. 2) Revenues from management services, net, including other operating income.

3) Comprises cash & cash equivalents and short-term loans for investment programs provided by the firm, net of long-term debt.

Share information as of 31 December 2018

Share price (in CHF)	596.00
Total shares	26'700'000
Market capitalization (in CHF bn)	15.9
Free float ¹⁾	84.96%
Diluted shares (weighted average)	26'849'976
Diluted earnings per share (in CHF)	28.65
Dividend per share (in CHF) ²⁾	22.00
Dividend yield per share ³⁾	3.7%
Bloomberg ticker symbol	PGHN SW
Reuters ticker symbol	PGHN.S

1) According to the SIX Swiss Exchange definition. 2) As per proposal to be submitted to the 2019 Annual General Meeting of shareholders. 3) Yield as of 31 December 2018.

Corporate calendar

15 May 2019	Annual General Meeting of shareholders
17 May 2019	Ex-dividend date
20 May 2019	Dividend record date
21 May 2019	Dividend payment date
16 July 2019	Assets under management announcement as of 30 June 2019
10 September 2019	Publication of Interim Report as of 30 June 2019