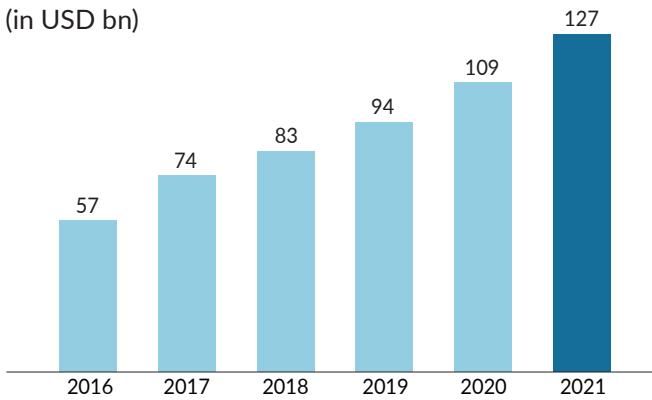


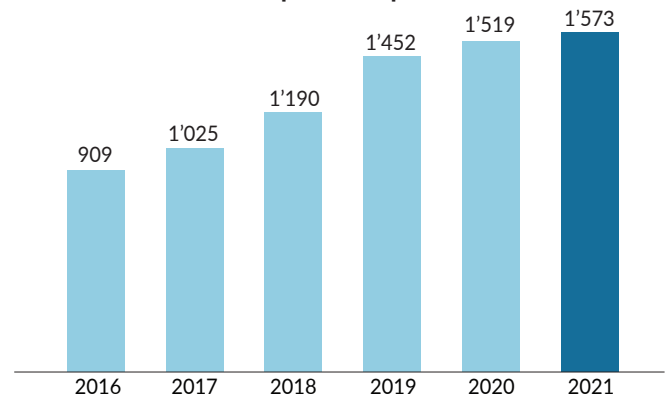
Key figures 2021



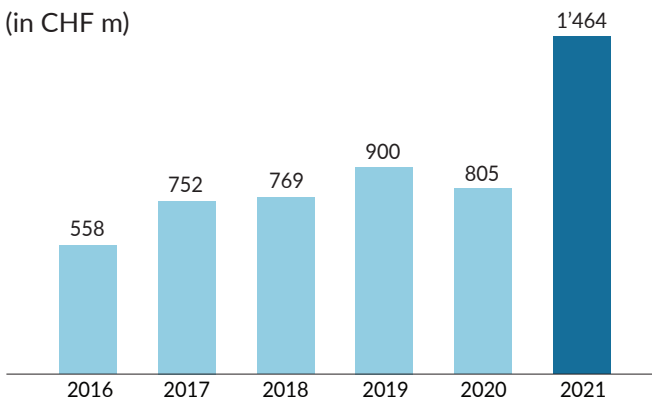
Total AuM¹⁾
(in USD bn)



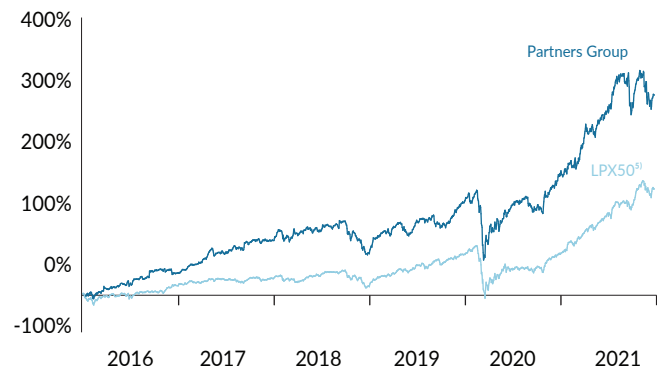
Number of full-time equivalent professionals¹⁾



Profit
(in CHF m)



Share price development as of 31 December 2021⁴⁾



1) As of 31 December.
 2) Revenues from management services, net, and other operating income.
 3) Based on average AuM of CHF 109.3 billion, calculated on a daily basis.
 4) Indexed at 100 as of 31 December 2015.
 5) LPX50TR is the Listed Private Equity Index (EUR).

Key figures 2021

Key performance indicators	2021	2020
Assets under management as of the end of the year (in USD bn)	127.4	109.1
Revenue margin ^{1,2)}	2.41%	1.51%
Revenues (in CHF m) ²⁾	2'629	1'412
EBIT margin	62.8%	62.0%
EBIT (in CHF m)	1'650	875
Financial result (in CHF m)	76	53
Profit (in CHF m)	1'464	805
Management Fee EBIT (in CHF m) ³⁾	895	711
Net cash position at end of year (in CHF m) ³⁾	1'601	1'102
Shareholders' equity (in CHF m)	2'898	2'275
Return on shareholders' equity (ROE) ³⁾	57%	35%
Equity ratio ³⁾	60%	56%

1) Based on average AuM of CHF 109.3 billion in 2021 (2020: CHF 93.8 billion), calculated on a daily basis. 2) Revenues from management services, net, including other operating income.

3) As defined in the "Key definitions and alternative performance metrics" section of the Annual Report 2021 (p. 30).

Share information as of 31 December 2021

Share price (in CHF)	1'512.5
Total shares	26'700'000
Market capitalization (in CHF bn)	40.4
Free float ¹⁾	84.96%
Diluted shares (weighted average)	26'552'523
Diluted earnings per share (in CHF)	55.12
Dividend per share (in CHF) ²⁾	33.00
Dividend yield per share ³⁾	2.2%
Bloomberg ticker symbol	PGHN SW
Reuters ticker symbol	PGHN.S

1) According to the SIX Swiss Exchange definition. 2) As per proposal to be submitted to the next ordinary Annual General Meeting of shareholders on 25 May 2022. 3) Yield as of 31 December 2021.

Corporate calendar

25 May 2022	Annual General Meeting of shareholders
30 May 2022	Ex-dividend date
31 May 2022	Dividend record date
1 June 2022	Dividend payment date
14 July 2022	Assets under management announcement as of 30 June 2022
30 August 2022	Publication of Interim Financials as of 30 June 2022
6 September 2022	Publication of Interim Report as of 30 June 2022